


Hide that chimney in the wall!



You too can create more living space for your customers.

Where are you installing the condensing flue and chimney?



More creative freedom for architects

The space-saving SKOBIFIX® opens up many new design possibilities. The small flue and chimney shaft simply 'disappears' directly in the wall, side-by-side with other services. Even in renovation projects, SKOBIFIX® can be utilised in many ways.



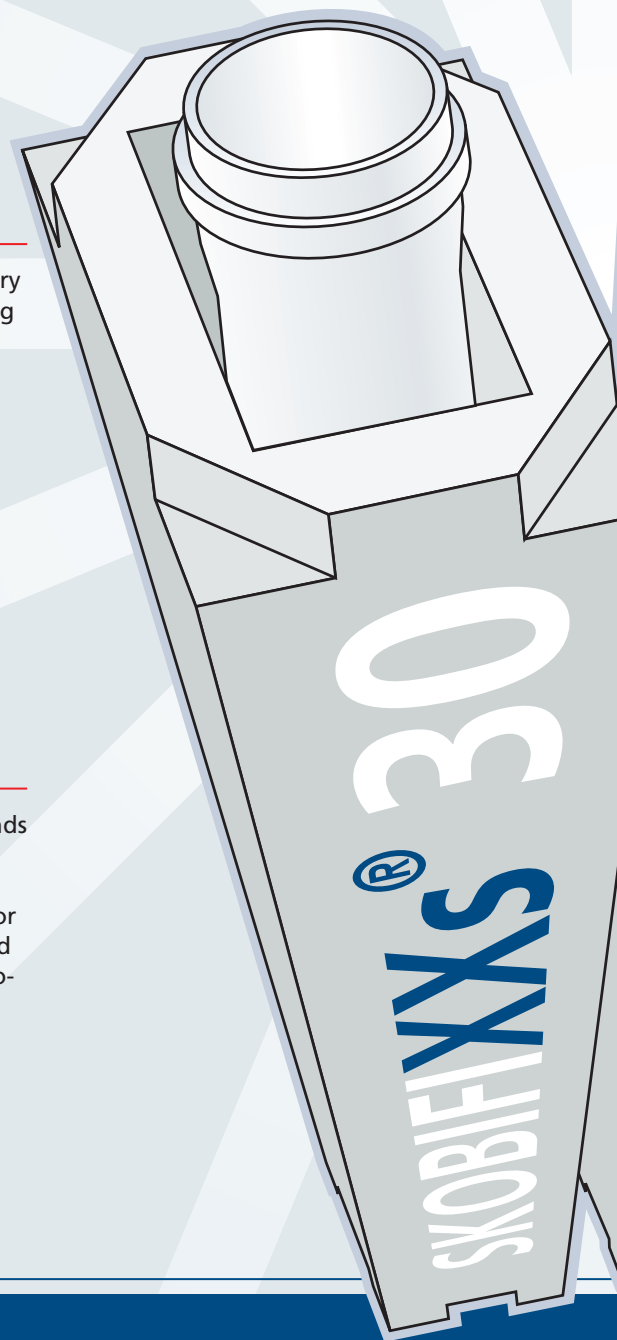
So easy to assemble

Masonry work is no longer necessary in flue shafts. Using the interlocking system, SKOBIFIX® parts are simply laid on top of each other and secured with adhesive. This saves valuable labour time.



Simple roof terminal

A SKOBIFIX® chimney easily extends through the roof, the opening is simply and quickly created and closed with the pitched roof tile or flat flashing. The coloured pitched roof tile is a multi-purpose component, and solves the problem of any flue gases being discharged into the inner lining of the roof.



Out of mind and out of sight – just where it fits best!

Easy to transport

The new SKOBIFIX® blocks are almost as 'light as a feather'. You don't need a crane or a great deal of muscular strength to transport them to the installation site or for the assembly. SKOBIFIX® parts are up to 85 % lighter in weight than today's standard chimney and shaft parts, so the costs of shaft assembly are significantly reduced.



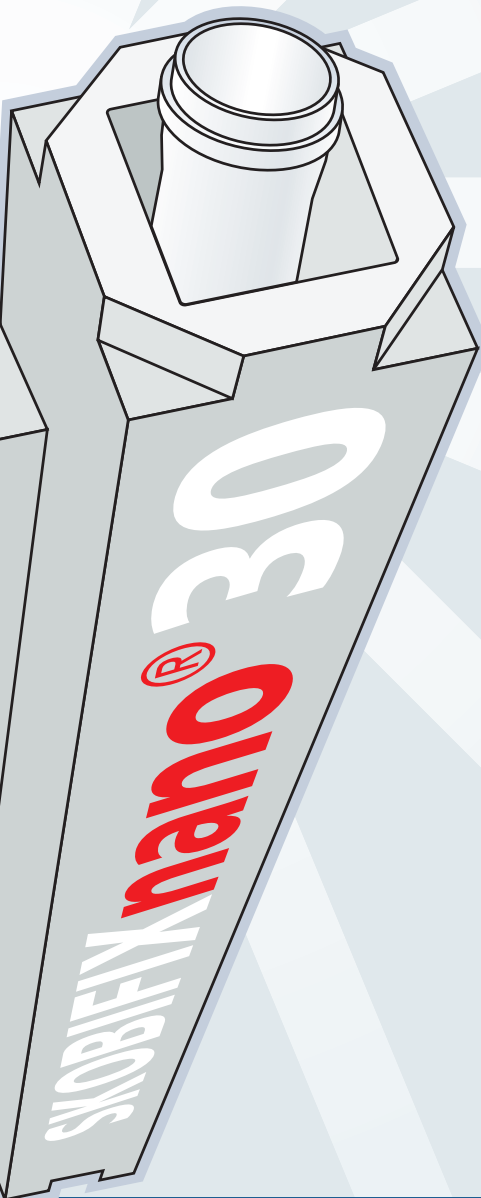
System safety and responsibility

SKOBIFIX® is intrinsically safe since it is delivered as a complete system. It is a system with parts that are designed to fit together. The SKOBIFIX® system package is assembled by the boiler installation contractors as part of the complete heating system. All delivered from a single source and fitted by a single installation contractor. The traditional need to coordinate different contractors is no longer necessary.



Easy maintenance: from below!

SKOBIFIX® chimney shaft systems are inspected from the boiler room or basement. The chimney sweeper no longer needs to climb to the roof but instead can inspect the flue system from below. This makes life so much easier for the chimney sweeper, as well as the owner. The need for access hatches, inspection platform and catwalk ladders and gratings are all eliminated. The savings are twofold with SKOBIFIX®.



Skoberne – your partner for modern flues

Some of the many advantages of SKOBIFIXs® 30 / SKOBIFIXnano® 30.

The shaft is practically invisible to the owner, hidden completely in the wall along with other services and supply lines thanks to its compact dimensions.

